

“NATIONAL POLICY INSTRUMENTS AND EU APPROXIMATION PROCESS: EFFECTS ON FARM HOLDINGS IN THE WESTERN BALKAN COUNTRIES (EUEWB)”

Direct support scheme in Kosovo

Mihone Kerolli-Mustafa, PhD

SWG RRD

Content

- Financial support scheme in Kosovo,
- APM data basis up-dates (situation and challenges, 2015-2016),
- Statistical data bases up-dates (situation and challenges, 2015-2016),
- FADN data availability- Results of the survey,
- Conclusions
- Challenges ahead

Financial support scheme in Kosovo

- *Based on the Strategy and the program for Agriculture and Rural Development (ARDP 2014-2020), the MAFRD continued to support farmers through two types of measures schemes:*
 - Direct payment schemes:
 - Direct payment schemes for 2015
 - Planned budget for Direct payments for 2016
 - Rural Development grants:
 - Rural development measures for 2015
 - Planned Budget for Rural development measures 2016
- ARDP 2014 -2020 is in the implementation of its 2nd year, in order to reflect needs of the agricultural sector and rural development in Kosovo. The programme is adjusted yearly.

The implementation of Direct support schemes

- The Direct Payments Programme in 2016 has been oriented towards supporting three primary sectors (including 20 sub-sectors):
 - Direct payments for cereals sectors;
 - Direct payments for horticulture;
 - Direct payments for livestock breeding.

- For the first time, the Direct Payments Programme 2016 will support the additional subsectors such as:
 - Direct payments for planting of barley;
 - Direct payments for oat;
 - Direct payments for aquaculture;
 - Direct payments for organic agriculture.

Budget allocations by sector for direct payments programme 2015

No	Direct Payment measure	Budget
1	Direct payments for cereals	9,100,000.00
2	Direct payments for horticulture	5,750,000.00
3	Direct payments for livestock breeding	8,150,000.00
	Total	23,000,000.00

In 2015:

- 40,212 farmers applied for direct payments,
- 3,078 have been rejected,
- 37,134 farmers benefitted in an amount of 21,254,476.40 EUR.

During 2015 the MAFRD has supported two new subsectors for the first time:

- direct payments to existing orchards in the amount of 1,100,000.00 EUR and direct payments for reported animal slaughtering, in the amount of 750,000.00 EUR.

Budget allocations by sector for direct payments programme 2016

No	<u>Direct payments measures</u>	<u>Budget</u>
<u>Horticulture Sector</u>		
1	Direct payments - wheat	6,500,000.00
2	Direct payments – wheat seed	100,000.00
3	Direct payments - barley	300,000.00
4	Direct payments - rye	100,000.00
5	Direct payments - corn	2,700,000.00
6	Direct payments - sunflower	50,000.00
7	Direct payments - existing vineyards	2,100,000.00
8	Direct payments - existing orchards	1,000,000.00
9	Direct payments for production of planting material of tree fruit and grapes on vegetative rootstocks	100,000.00
10	Direct payments for vegetables in the open field	1,500,000.00
11	Direct payment – organic agriculture	100,000.00
<u>Livestock Sector</u>		
12	Direct payment – milking cows and buffalos	3,600,000.00
13	Direct payments – sheep	1,700,000.00
14	Direct payments – Goat	150,000.00
15	Direct payments - beekeeping	1,500,000.00
16	Direct payments – Pigs	20,000.00
17	Direct payments - poultry	210,000.00
18	Direct payments- livestock slaughtering	150,000.00
19	Direct payments – milk quality categories	1,000,000.00
20	Direct payments – quails	20,000.00
21	Direct payments – Aquaculture	100,000.00
<u>Total budget</u>		<u>23,000,000.00</u>

SUGAR



Rural Development Grants - Investments in Measures (101, 103, 302, 303) and irrigation of agricultural land

No	<u>Measures/Sub-measures</u>	<u>Budget</u>
1	MEASURE 101: Investment in Physical Assets of Agriculture Economies	14,500,000.00
2	MEASURE 302 – Farm Diversification and Business Development	5,000,000.00
3	MEASURE 303 – Implementation of Local Development Strategies – LEADER Approach	1,500,000.00
4	MEASURE 401 – Technical assistance	200,000.00
5	MEASURE – Irrigation of Agricultural Land	300,000.00
6	MEASURES for Natural Disasters	500,000.00
	<u>Total</u>	<u>23,000,000.00</u>

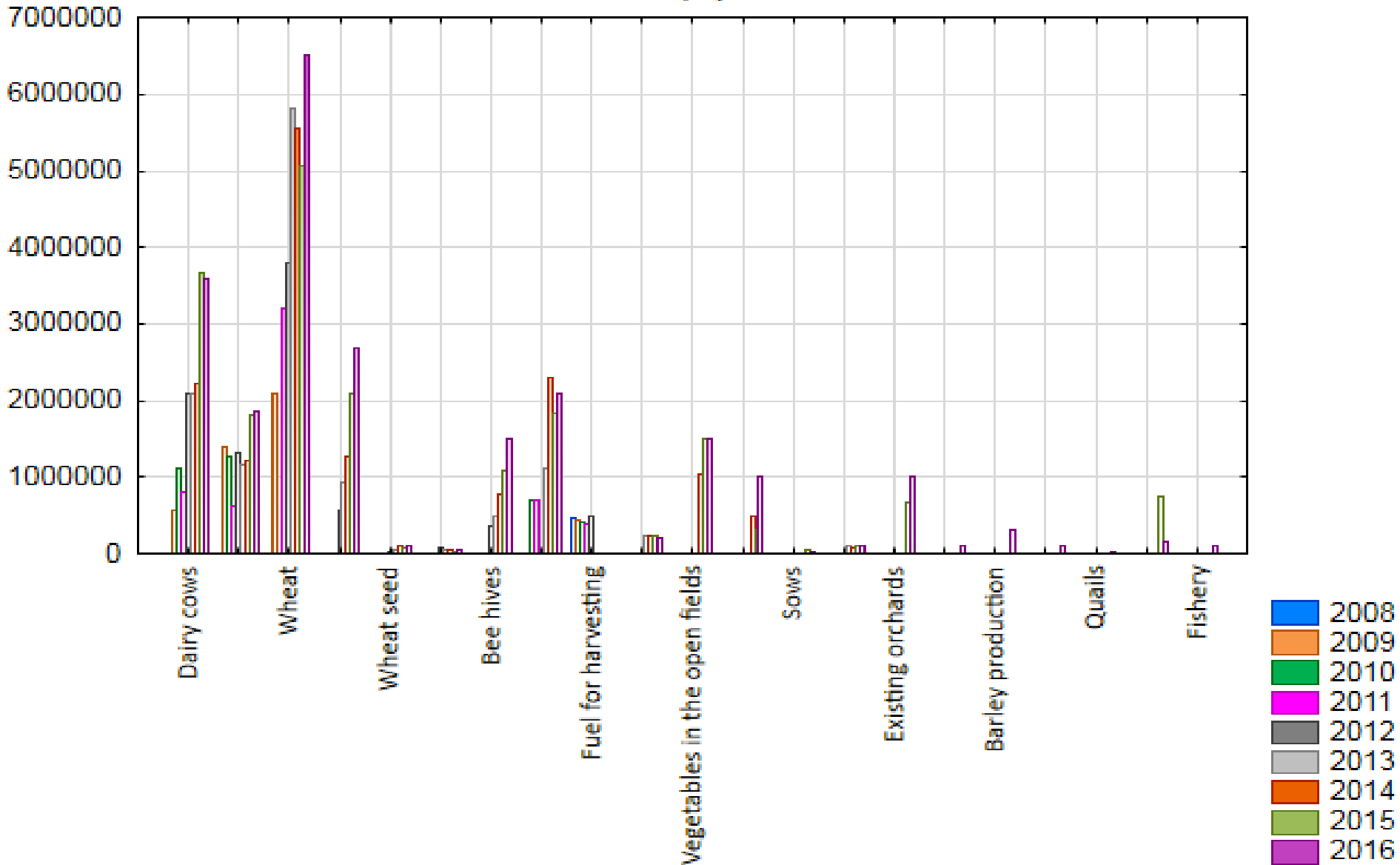
SRD
SUG
MS



Direct payments - national expenditures	2008	2009	2010	2011	2012	2013	2014	2015	2016
Dairy cows	0	562,962	1,108,380	793,872	2,104,800	2,105,950	2,211,750	3,677,800	3,600,000
Ovine (sheep and goats)	0	1,404,800	1,276,340	619,035	1,327,450	1,159,720	1,210,120	1,820,670	1,850,000
Wheat	0	2,102,731	0	3,206,956	3,795,094	5,824,268	5,555,218	5,071,598	6,500,000
Maize	0	0	0	0	575,459	943,028	1,268,719	2,093,994	2,700,000
Wheat seed	0	0	0	0	25,020	63,720	107,391	86,063	100,000
Oil plants	0	0	0	0	73,711	41,439	44,853	20,322	50,000
Bee hives	0	0	0	0	358,610	500,660	777,610	1,093,770	1,500,000
Vineyards	0	0	703,056	698,712	0	1,124,516	2,290,783	1,829,920	2,100,000
Fuel for harvesting	476,470	431,967	411,912	388,820	486,522	0	0	0	0
Poultry	0	0	0	0	0	240,305	231,648	237,000	210,000
Vegetables in the open fields	0	0	0	0	0	0	1,026,735	1,502,460	1,500,000
Milk quality	0	0	0	0	0	0	491,884	304,188	1,000,000
Sows	0	0	0	0	0	0	6,220	50,000	20,000
Seedlings	0	0	0	0	0	96,264	75,791	100,000	100,000
Existing orchards	0	0	0	0	0	0	0	661,332	1,000,000
Organic production	0	0	0	0	0	0	0	0	100,000
Barley production	0	0	0	0	0	0	0	0	300,000
Rye production	0	0	0	0	0	0	0	0	100,000
Quails	0	0	0	0	0	0	0	0	20,000
Slaughtered cattle	0	0	0	0	0	0	0	750,000	150,000

Direct payment trend

Direct payments



APM data basis up-dates (situation and challenges, 2015-2016)

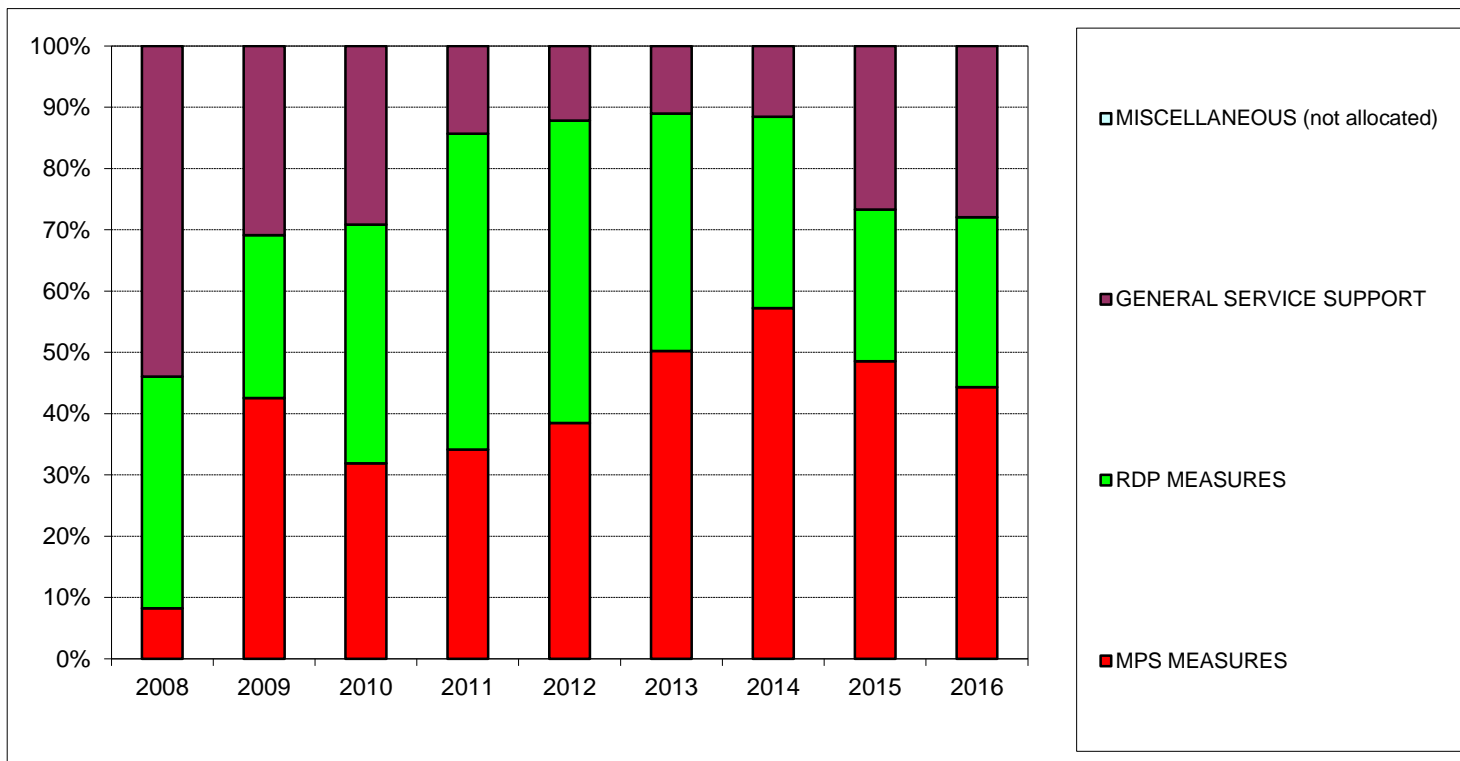
- The work is still in progress
- Checking and updating the existing data, notes and sources (adding new data and revisions)
- Updating with the data from 2014 and adding the data for 2015 and 2016
- The challenges remain with data collection and categorization
- Currently the data for 2015 and 2016 are presented as planned but not as implemented
- By the end of May the [data are expected to be finalised](#)

SWG
KRD



BUDGETARY EXPENDITURE FOR AGRI-FOOD SECTOR AND RURAL AREAS

SVMG
RRD



Statistical data bases up-dates (situation and challenges, 2015-2016)


- ✓ [DS Unit value data completed](#)

Still no data for :

- ✓ Payment for farms
- ✓ Environment related payments
- ✓ Payments for less favored areas

Budgetary measures data

- ✓ [Budgetary measures data updated](#)
- ✓ New measures data are added and improved
- ✓ Still not very detail budgetary items and categorization



Statistics Database

- ✓ The work on progress
- ✓ Checking and updating with data for 2015
- ✓ Final data are expected to be finalised end of May
- ✓ [Statistics KO](#)

SWG
RRD



FADN data availability- Results of the survey

- ✓ The Statistical Office of Kosovo (SOK) and the Ministry of Agriculture, Forestry and Rural Development (MAFRD) conducts the Agriculture Household Survey with the aim of collecting reliable statistical data on the agriculture sector in Kosovo.

- ✓ The survey was based on a two-level stratified sample:
 - by region in order to obtain regional estimates and to ensure full geographical coverage

 - by farm size to ensure representation of agricultural households (402 farms were included in the FADN sample)

Definition of FADN population

- ✓ The number of farms in the FADN sample is 402, the field of observation is 62.616, while the total number of farms in Kosovo was estimated to be 190,180 farms (before last agricultural Census data published in Nov 2015).
- ✓ Currently, the sample of FADN farms represents only 0.6% , while the target sample size should be 1,250.
- ✓ At the moment there is no sample and population size targeted. It is foreseen to be included in 2016.

Results of the survey

- ✓ The data can be used for different purposes such as: planning, solving farmers' problems, research, student's needs, Employment opportunities, investment in agriculture and etc.
- ✓ Data are published only as statistical figures- in aggregated form (<https://ask.rks-gov.net/ENG/agriculture/publications>).
- ✓ The technical instruments for the Agriculture Census (Questionnaire, Manual, Methodology) are prepared and harmonized in accordance with the Agriculture Census 2010 (FAO - UN) World Programme and the Eurostat methodology.
- ✓ The FADN is partially harmonized with EUFADN, the differences are related to farm sample typology which was not representative enough for all types of farms.
- ✓ Contracted company collects, registers, cleans the data, and sends it to MAFRD.
- ✓ Agricultural Development Agency processes the data
- ✓ There is no quality reports published for AHS.
- ✓ The separate quality reports regarding Agriculture Census is published.

Conclusions

- ✓ Direct support scheme in Kosovo encounters progress;
- ✓ Frequency of data quality assessment has been done yearly;
- ✓ Several data sources and surveys;
- ✓ It is unclear and difficult to judge which data are the most reliable and should be used;
- ✓ Small number of farms included in the FADN sample, the data accuracy and representativeness leaves room for improvements;
- ✓ No sample and population size targeted, planned for 2016;
- ✓ Detail budgetary items and categorization in process.

Challenges ahead

- ✓ Harmonize differences in results of different surveys by explaining why differences exist and are present;
- ✓ Provide more accurate and comprehensive descriptions of data and the methods;
- ✓ Improve the consistency of the data base (clear definition of objects, clear hierarchy of objects, etc)
- ✓ Ensure that the subject area is fully represented (inclusiveness);
- ✓ Ensure comprehensiveness, i.e. quality management, etc.

SWG
SRD



Thank you!

