

**1st Interim Meeting:
“National policy instruments and EU
Approximation process: Effects on farm
holdings in
the Western Balkan countries (EUEWB)”**

22nd April, 2016
Andrevlje, Serbia

Direct support scheme Albania

Edvin Zhllima

Structure of presentation

- Description of the schemes
- Terms of condition
- Main findings
- Discussions
- To be done

Structure of direct income scheme

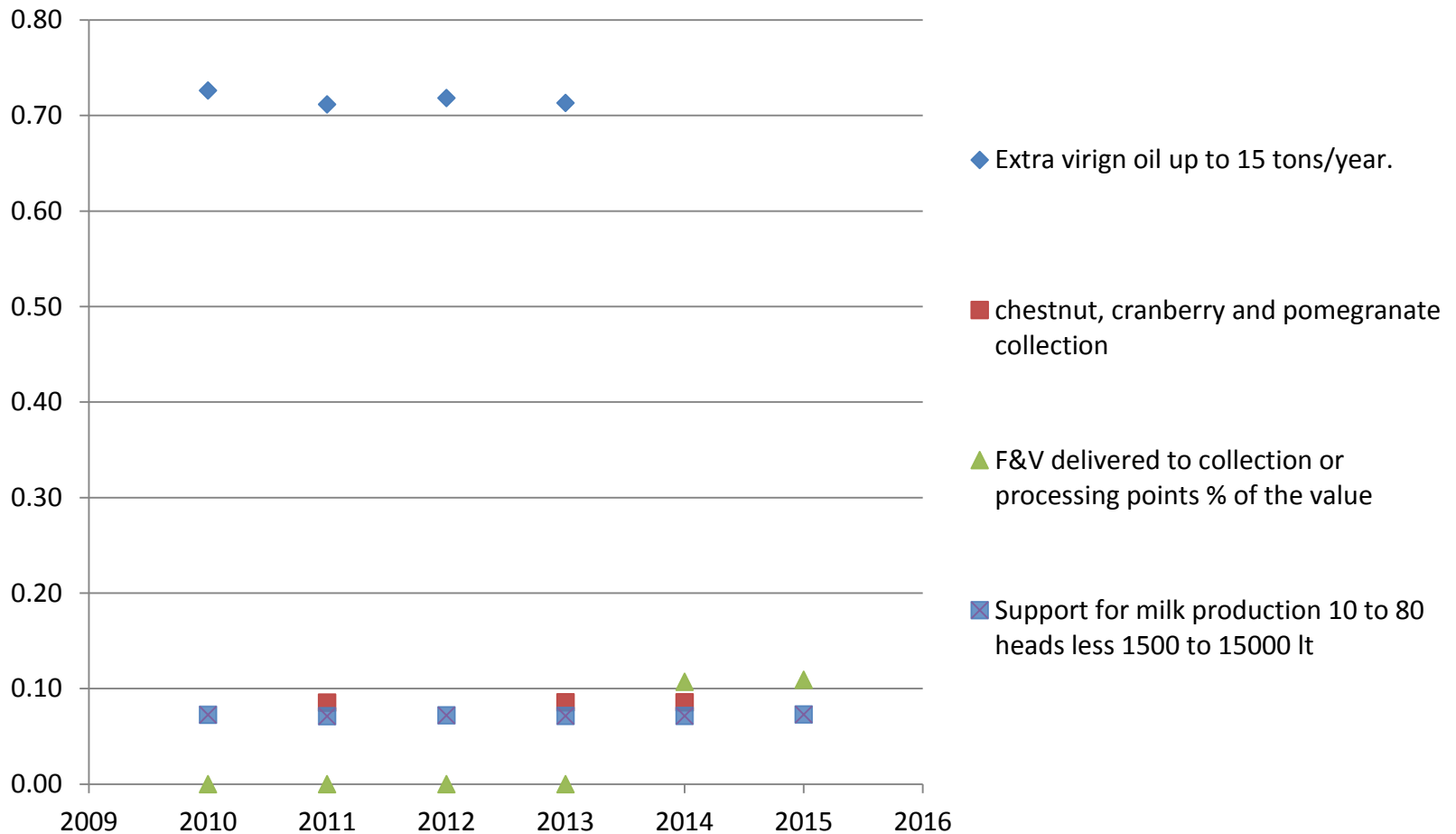
1. Direct support

- Payments based on output (price aids)
- Payments based on livestock number (per animal, hive)
- Payment per farm
- Input subsidies
- On farm investment support (based on max area)
- Support for fishery sector

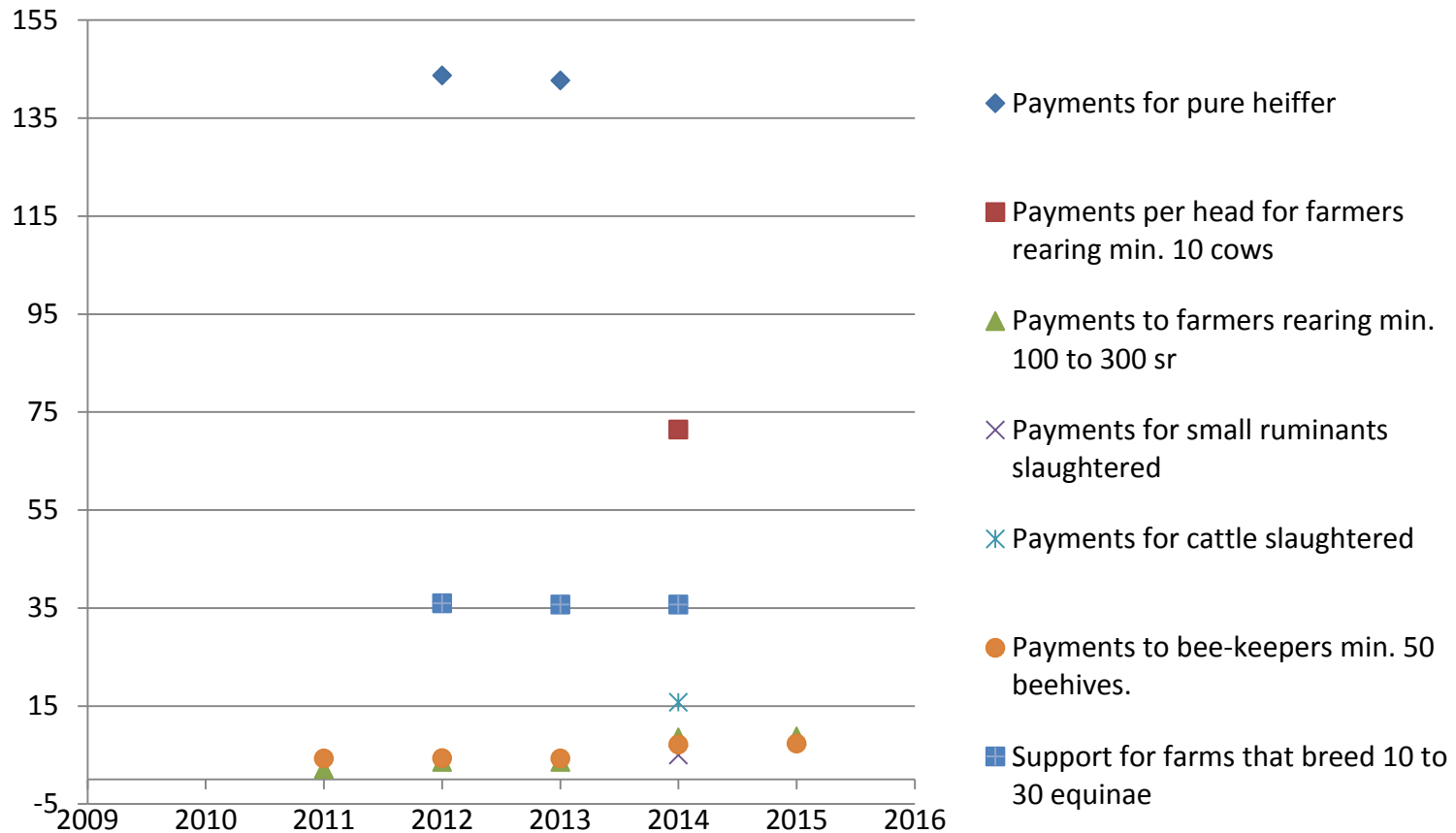
2. Enviromental related payments (organic farming)

3. LFA payments

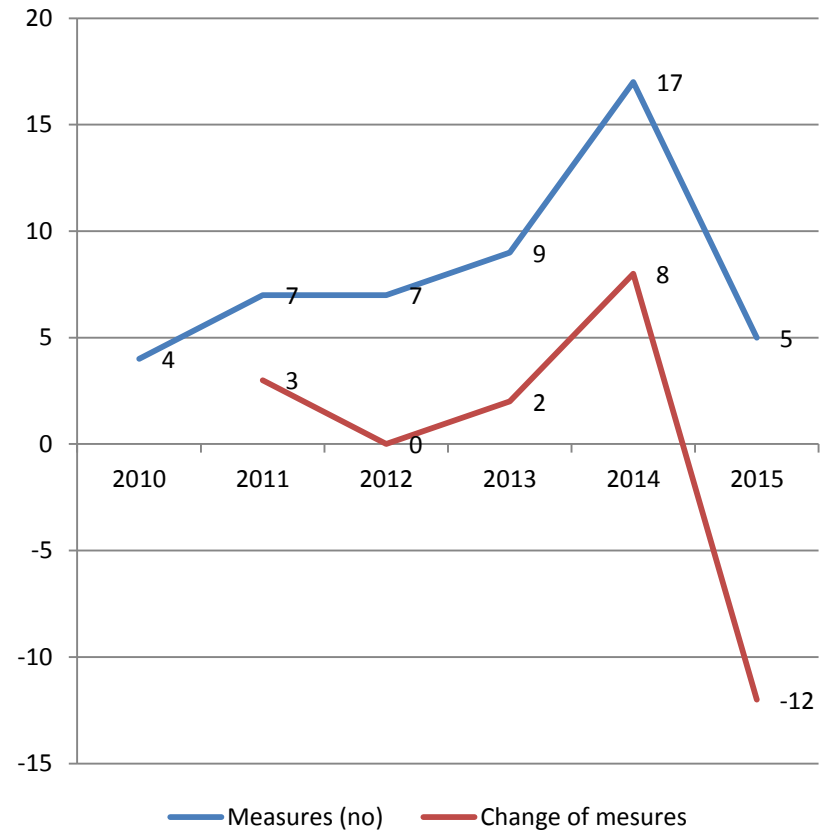
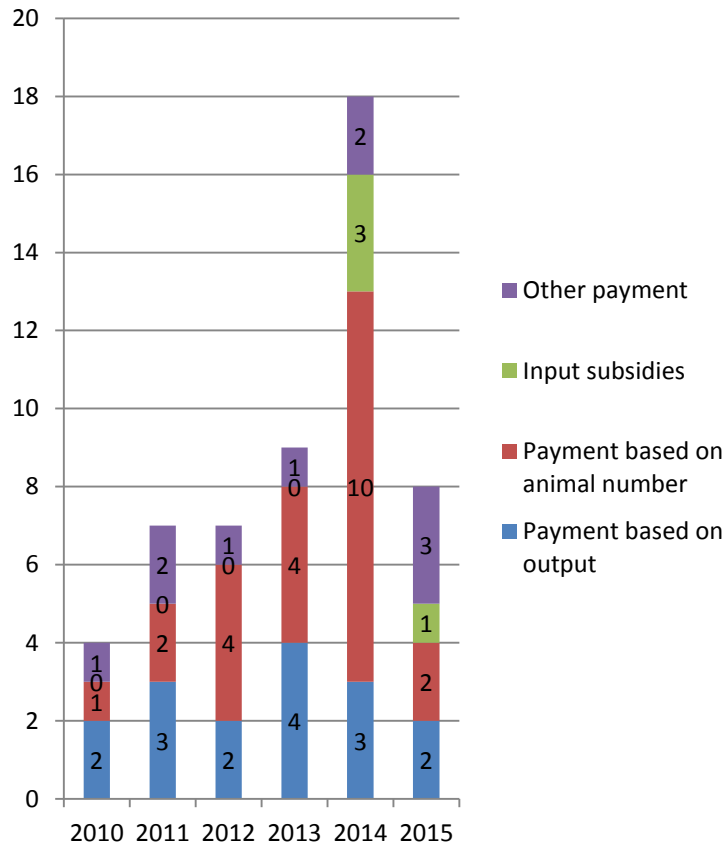
Payments based on output (price aids)



Payments based on livestock number (per animal, hive)



Direct support: few measures many changes



- Comparison: Rural development support

On farm investment support-Planting

Type	Unit	2010	2011	2012	2013	2014	2015
Planting of olive trees (≥ 0.2 ha) for intensive cultivation.	ha	2,542	2,491	1,796	1,783		
Planting of olive trees (≥ 0.2 ha) for traditional cultivation.	ha	1,816	1,779	1,437	1,284		
Planting walnuts with grafted seedlings	ha	2,542	2,491	1,796	1,783		
Planting walnuts with ungrafted seedlings	ha	1,816	2,491	1,293	1,284		
Planting of hazelnuts and pomegranates for intensive cultivation.	ha	2,542		1,437	1,427		
Planting of hazelnuts and pomegranates for extensive cultivation.	ha	1,816		1,293	1,284		
Planting of oranges, kiwi and strawberries	ha	2,542	2,491	1,437	1,427		

On farm investment support-Improvement

Type	Unit	2010	2011	2012	2013	2014	2015
Improvement of planting technology of nuts	ha						1,457
Improvement of planting technology of fruits and citrus	ha						1,821
Rehabilitation of existing olive no more than 300 ha in the country level.	ha					3,212	
Improvement of technology for cultivation of vineyards of autochthonous cultivars.	ha	3,631	2,135	1,796	1,783	4,283	4,370
Planting MAPs 50% of investment value.	max per ha			1,437	1,427	1,784	1,821
Intensive breeding of snails, 50% of the breed value.	max per ha			3,592	3,566	3,569	

On farm investment support-Water

Type	Unit	2010	2011	2012	2013	2014	2015
Water points	farm						145,666
Establishing wells, reservoirs for irrigation	farm					107,066	
Drop irrigation for areas 0.5 to 10 Ha	ha	2,179	2,135	1,796	1,783	1,784	1,821

On farm investment support-Postharvest and mechanization

Type	Unit	2010	2011	2012	2013	2014	2015
Subsidized interest rate, loans up to 220 ths Euro on storage and processing line	%				70	70	70
60% of the investment value for tractors and/or other agricultural equipment	%				0	0	60
Support up to 50% of the investment value	max per farm					107,066	145,666
Support for renewable energy	max per farm						145,666
Support for installing biomass heating system in greenhouses	max per farm						13,110
Greenhouse investment (60% of value) 0.2 ha to 2.0 ha	max per farm						8,740

Support for fish sector

- Support for mussels delivered (200 kg to 1,000 kg/year) with 0.07 euro/kg.
- Support of 25% of fish breed value (4370 euro per farm max)
- Support of 25% of the fish feed (3640 euro per farm max)

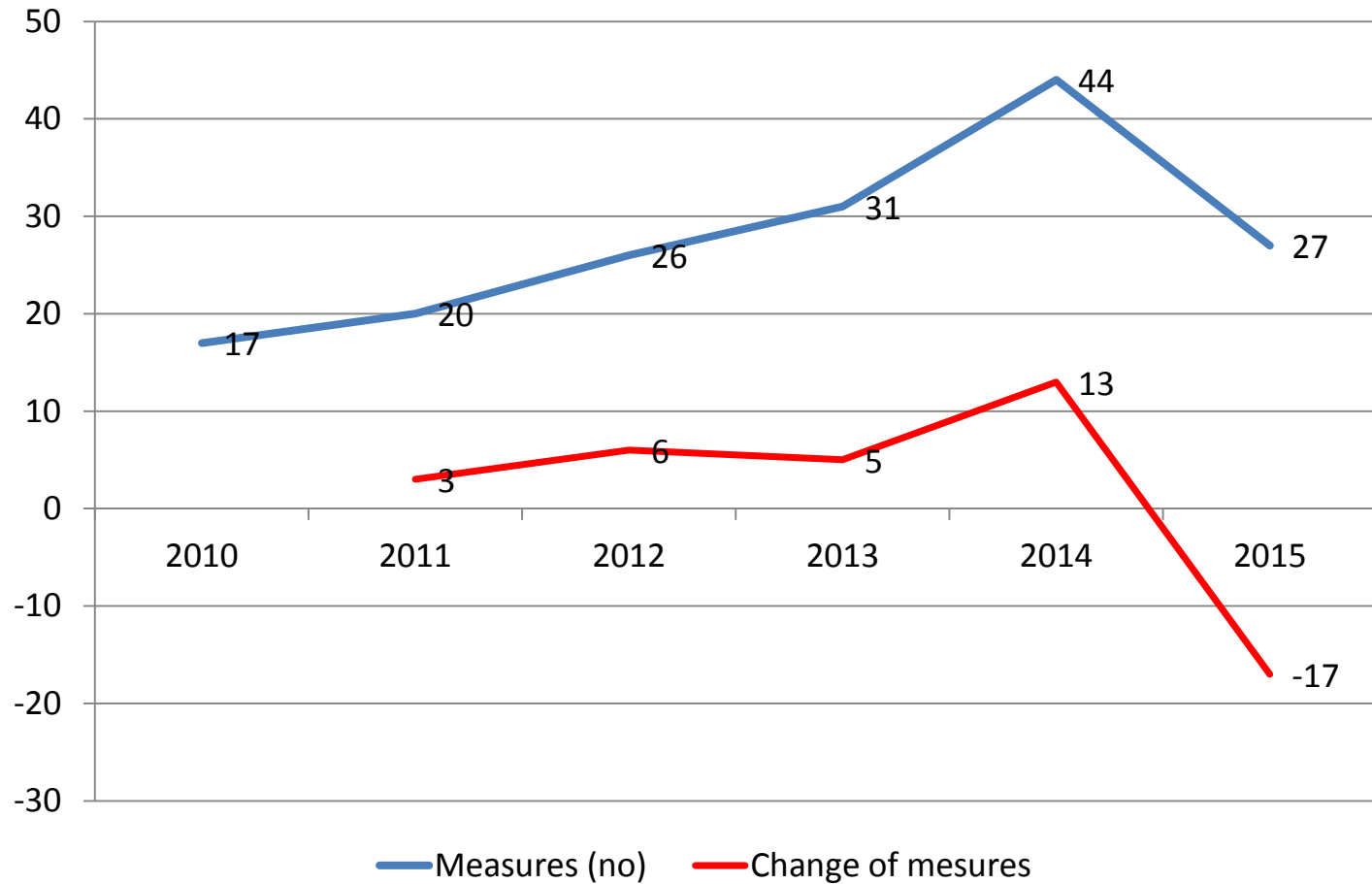
Other support

- Inputs subsidies
 - (olive pest control 250 Euro/ha max)
- Greenhouse fuel subsidy (60 to 70 euro per ha) **(ceased)**
- Payments per farm (rabbits more than 100) 430 Eur euro/year **(ceased)**
- Environment and animal welfare payments (organic farming 360 to 570 euro per farm certified) **(ceased)**

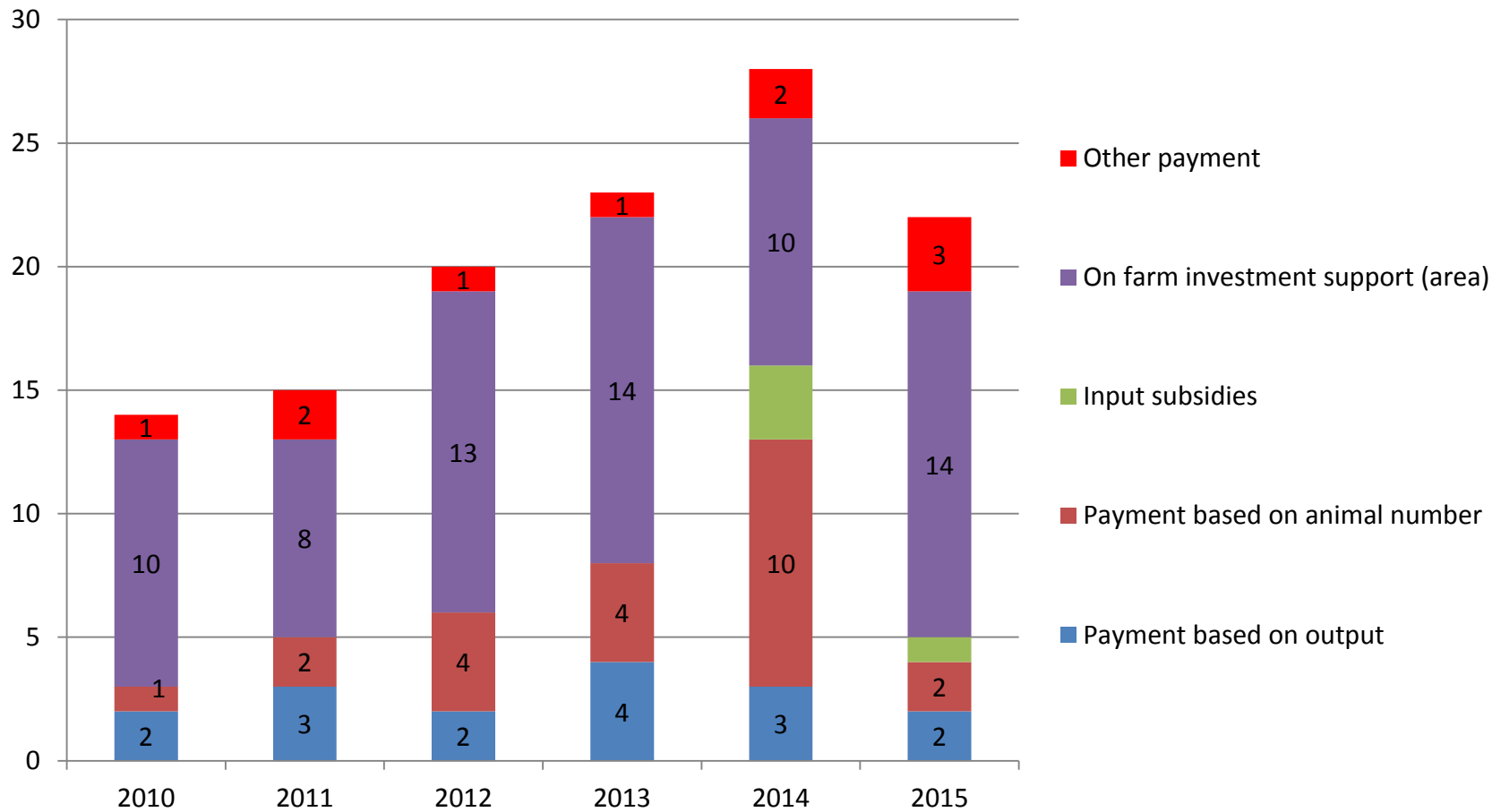
Discussions

- Direct support is minor compared to RD support (on farm investment)
- No area payment existing
- Largest changes in RD support rather than Direct support
- Low support in Direct support (5 measures) mainly on per animal support (harsh shrinkage)
- Too many measures and too many changes (52 measures which 12 ceased to exist in 2013)
- Currently 22 measures of which only 6 existed prior to 2013.
- Policies has been following the high fragmentation (conditions from 0.4 Ha lowered to 0.2 Ha)
- New government: focus from planting to improvement technology and postharvest
- No LFA support
- No Environment and animal welfare payments support

Number of measures and yearly change



Number of measures by type



To be done

- Categories: differences between investment on farm and input subsidies to be addressed (plastic use in greenhouse)
- Add sources and other details
- Update prior to 2010 and update 2016?
- Other?